

Public Safety Update

City of South Bend

October 10, 2024



City of South Bend
Indiana



Welcome

Purpose of the Quarterly Update

1. Provide high-level view of violent crime in each quarter
2. Dive deeper into strategies by SBPD and partners
3. Share information on upcoming events and ways to get involved



Today's Agenda

- Announcements from the Mayor and Police Chief
- Data Review
- Strategies & Programs
- Events & Engagement



Announcements from the Mayor and Police Chief

- CPA Graduation this past Tuesday (later slide)
- Trick or Treat hours in SB (5p-7p)-BPS Wednesday



Hurricane Relief Supply Drive

- SBPD, SBFD accepting donations to help victims of Hurricanes Helene & Milton
- Donations can be dropped off at SBPD and McKinnies Realty through Friday
- SBPD, SBFD will deliver donations to the storm-ravaged areas
- Suggested donations on our social media, as well as Amazon Wishlist

SOUTH BEND POLICE & FIRE HURRICANE RELIEF SUPPLY DRIVE



COLLECTION DATES
OCT. 7TH - 11TH

ITEMS NEEDED

- | | | |
|-----------------------|------------------------|---------------------------|
| ✓ NON-PERISHABLE FOOD | ✓ BATTERIES | ✓ FEMINE HYGIENE PRODUCTS |
| ✓ DIAPERS | ✓ BLANKETS | ✓ BABY FOOD |
| ✓ WIPES | ✓ O.T.C PAIN RELIEVERS | ✓ PAPER TOWELS/PLATES |
| ✓ BOTTLED WATER | ✓ BABY FORMULA | ✓ BOTTLED WATER |
| ✓ TOILET PAPER | ✓ TOILETRIES | ✓ ...AND MORE |

DROP OFF LOCATION

 **SOUTH BEND POLICE DEPARTMENT**
701 W. SAMPLE STREET, SOUTH BEND



OR DONATE VIA
AMAZON WISHLIST



City of South Bend
Indiana

Cops and Goblins

- A safe, fun, free night of Trick-or-Treating
- Tuesday, October 29, 5:00 p.m. – 7:30 p.m.
- Century Center
- Tickets have all been claimed
- Still accepting candy donations



Fall Citizens Academy Graduation

- Fall 2024 class graduated this past Tuesday
- Roughly 30 participants
- Information about Spring 2025 academy will be released in January



Holiday Giving Season

- FOP Lodge #36 is gearing up for the Santa's Elficers program
- Applications will be open in November
- Distribution to occur shortly before Christmas



Recruitment & Hiring

Measure	2024 Q3 Total
Total Number of Hires	4
Total Sworn	247
Total Number of Departures (Retired/Resigned)	5
Officer gap from most recent peak to current (July 2019 vs. Current)	241 vs. 251 (247+4)






Recruitment & Hiring

June 2024	Sept 2024
9.9% Female	10% Female
11.5% African- American	10.8% African- American
6.3% Hispanic	6.4% Hispanic



Data Review

Gun Violence Snapshot

Trend	2024 Q3	2023 Q3
 Gun Violence Incidents	505 Incidents	610 Incidents
 Criminally Assaulted Shooting Victims	53 Victims	55 Victims
 Illicit Guns Removed	578 Guns	557 Guns

* Gun violence incidents encompass any incidents involving a firearm, making it a broader category than just shootings

**Victim counts do not include accidental shootings, suicides or shootings that have been determined as self-defense

***Totals reflect year to date counts Jan 1 - Sept 30



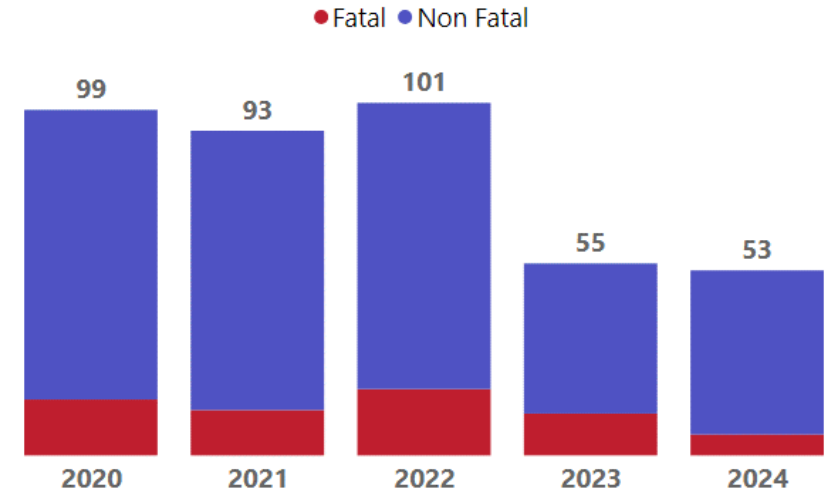
Criminally Assaulted Shootings Breakdown

Fatal/Non-Fatal & Group Member Involved (GMI)

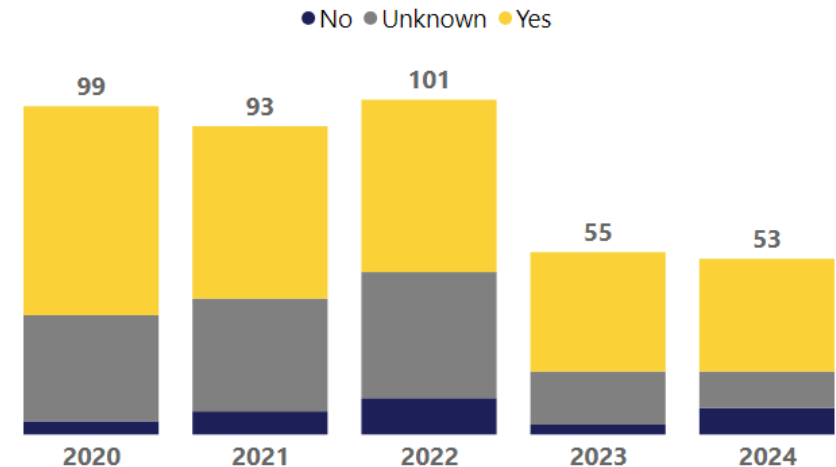
2024 Q3 Takeaways:

- The number of shooting victims is similar to what it was at this time last year (2023).
 - However, compared to the same period two years ago (2022), there has been a 47.5% decrease in shooting victims
- There have been 6 shooting fatalities in 2024, which is 50% fewer than the 12 fatalities recorded at this time in 2023
- Most shootings (64%) involving a victim continue to be Group Member Involved (GMI)

Criminally Assaulted Shootings: Fatal / Non-Fatal



Criminally Assaulted Shootings: Group Member Involved



Criminally Assaulted Shootings Breakdown: *Age Categories of Victims*

- From 2020 to Q3 2024, juveniles comprise **15.1%** of all criminally assaulted shooting victims
- 2023 had the highest proportion of juvenile shooting victims
 - However, 2023 also saw a 35.5% reduction in the total number of criminally assaulted shooting victims

Criminally Assaulted Shooting Victims by Year & Age Category					
	2020	2021	2022	2023	2024*
Total Victims	133	121	124	80	53
Adult Victims	119	102	103	65	45
Juvenile Victims	14	19	21	15	8
Juvenile % of Total Victims	10.5%	15.7%	16.9%	18.8%	15.1%

The table above shows the total number of criminally assaulted shooting victims each year since 2020. It breaks down the number of victims into two age categories: Adults (18+) and Juveniles (17 and under). Additionally, it indicates the percentage of victims each year who were juveniles.

**2024 data runs through Q3, Jan 1 – Sept 30*



SBPD Death Investigations Update

2024 YTD	
Murder Investigations	7
Resolved	6
Open	1
Total Death Investigations	10
Total Murder Victims	7



Michiana Crime Stoppers Update



Rewards Authorized YTD: \$65,100+

Victory Over Violence: 9 cases in 2024

YTD Quick Stats

	2024	2023
Case Warrants	242	237
Arrests	190	176
Awards	\$65k	\$56k



Michiana Crime Stoppers Update

A large red barn with a central cupola and two smaller cupolas on the sides. The words 'FARMERS MARKET' are written in white on the front facade of the barn. The sky is blue with scattered white clouds. The entire scene is framed by a torn paper effect at the top and bottom edges.

FALL SHREDDING EVENT

SATURDAY, OCTOBER 19

8 A.M. - NOON

SOUTHGATE CROSSING
27751 C.R. 26, ELKHART

\$20 MINIMUM DONATION



City of South Bend
Indiana

Mental Health Calls for Service

	Q1 2024	Q2 2024	Q3 2024
Mental Health CFS	363	412	416
Total CFS	22,630	26,706	28,872

*CFS = Calls for Service

- In Q3 2024, there were **416 mental health calls for service**
 - This includes calls that are initially coded as a mental health related incident type by the dispatcher
 - Or calls marked as “Disposition M” after an officer responds
- More CFS data can be found on the [Police Data Trends tool on the Police Transparency Hub](#)



Traffic Enforcement

	Q3 2023	Q4 2023	Q1 2024	Q2 2024	Q3 2024
Traffic Stops*	3,943	3,381	2,781	2,956	3,938
Daily Average	42.8	36.8	30.5	32.5	42.8
Percent Change <i>(of daily average)</i>	+31.3%	-14.0%	-17.0%	+6.6%	+31.7%

**These are traffic violations only*

- Across Q3 2024, there were an average of **42.8 traffic stops per day**
 - As shown in the table, this trend mirrors that of Q3 2023
- Average daily traffic stops increased by ~32% compared to Q2



Strategies & Programs



Flock LPR

What

Technology-based crime reduction strategy to develop possible leads in criminal cases and keep community safe from outside threats.

Who

South Bend Police Department

How

- Utilizes cameras near major thoroughfares to take photos of the backs of vehicles
- 30-day photo retention on cloud server
- Limited users with an administrator for account reviews



Snapshot of FLOCK Case Assists

Measure	Q3 2024
Motor Vehicle Thefts	15
Aggravated Assaults with Firearm	5
Homicide Investigations	0
Theft Investigations	7
Wanted Parties	1
Robbery	2
Other	3
Total	33



Shot Spotter Connect

What

Shot Spotter Connect is a software that provides unbiased, evidence-based direction on where to deploy officers and other department resources and when.

Who

South Bend Police Department

How

- Shot Spotter Connect collects data on **case reports, statements, and evidence** from the **last 24 hours** each morning
- Compares to **current and past trends** from the last three years; prioritizing gun violence
- Monitors officer **responsiveness and accountability** through GPS



Shot Spotter Connect Missions

Measure	Q3 2024
Total number of Shot Spotter missions	19,369
Average number of missions per day	72(24/shift)
Missions completed	99%



Have feedback or further questions?

South Bend Police Department

Ashley O'Chap

(574) 235-7527



City of South Bend
Indiana

Public Safety Update

City of South Bend

October 10, 2024



City of South Bend
Indiana



Events & Engagement



Upcoming Community Engagement Events

Friday

11

October

Deadline for Hurricane Donations

- Donations will be accepted through 11 p.m. in SBPD lobby

Tuesday

29

October

Cops and Goblins

- 5 – 7:30 p.m.
- Century Center

Wednesday

13

Nov.

Community Crime Stat Meeting

- 2nd Wednesday of each month at 6:30 p.m.

